



Oral Fluid Drug
Testing with

Quantisal™

Test conveniently, without compromise

When it comes to workforce drug testing, you can't afford to compromise. You may consider all tests to be pretty much the same, but considering your investment in your business, choosing the right test types and services is critical.

Oral fluid testing with Quantisal™ offers a simple, easy to administer solution. Observed oral fluid collection is ideal for recent detection of drugs of abuse.

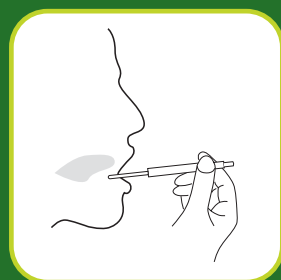


Available testing assays

Compound Class	Analyte/Drug
Amphetamines	Amphetamine Methamphetamine MDMA MDA
Cocaine	Cocaine Benzoylecgonine
Marijuana (THC)	delta-9-THC
Phencyclidine (PCP)	PCP
Opiates	6-acetylmorphine (6-AM) Hydrocodone Hydromorphone Oxycodone Oxymorphone Codeine Morphine

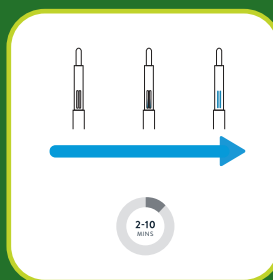
Simple collection process

In an observed setting, donors can collect and cap their own sample in minutes. Oral fluid collection is minimally invasive and reduces the likelihood of a donor challenge.



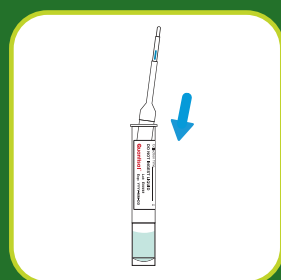
1. Collect

The donor positions the Quantisal collector under the tongue (like a thermometer) and closes the mouth.



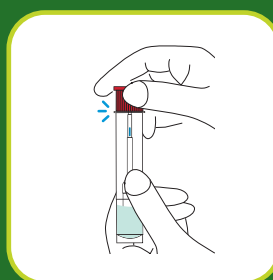
2. Check

When the indicator turns completely blue, the collector may be removed from the mouth. The collection can take from 2-10 minutes.



3. Prep for transport

The saturated collector pad and stem can all be inserted into the transport tube.



4. Cap

The cap is placed over the top of the stem in the tube and forcefully pushed downward until it snaps flush with the top of the tube. The tamper-evident sticker is placed across the top and down the sides of the transport tube, it's ready for shipment to Quest.

Benefits

- ✓ Observed collection discourages donor cheating
- ✓ Reliable for detecting recent drug use, especially marijuana
- ✓ Accurate results with rapid turnaround times
- ✓ A versatile alternative to urine drug testing
- ✓ Indicator turns blue when the oral fluid sample quantity is sufficient for testing
- ✓ No modifiers on the collection pad

Advantages of oral fluid testing with Quantisal

Volume indicator window

The Quantisal volume indicator window ensures enough specimen for screening, confirmation, and repeat testing. When the Quantisal Volume indicator window turns blue, 1 mL (+/-10%) of oral fluid has been collected.

Easy, observed collections

Oral fluid specimen collections with the Quantisal collection device typically take about 5 minutes. Because an oral fluid collection is observed, it helps to reduce the opportunity for a donor to alter or tamper with their drug test specimen. Collections can be performed on-site at the workplace, saving time and improving productivity.

Recent drug detection

Our laboratory tests a variety of drugs in oral fluid. Data from the Quest Diagnostics Drug Testing Index™ shows that oral fluid is very effective at detecting drugs of abuse, especially recent use.

Fast turnaround times for testing

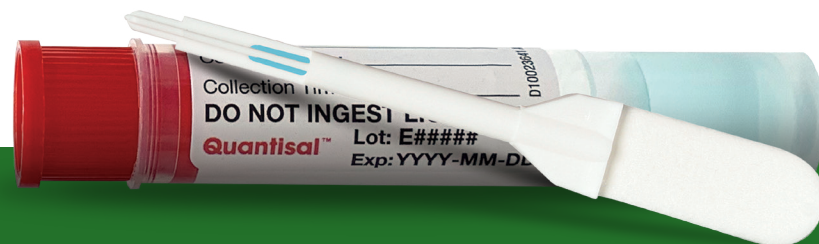
Testing is performed the day the oral fluid specimen arrives at our laboratory, with negative screening results reported the same day. Positive results are confirmed, reviewed, and typically reported within days of receipt.

Personal service and support

Knowledgeable customer service representatives are here to answer questions and ensure your program runs smoothly.

Complete testing program

Only Quest Diagnostics offers hair, urine, oral fluid, and instant testing, allowing you to create a customized, multi-specimen testing program, all through a single, convenient, and accurate provider.



Contact **Quest Diagnostics today** for more information about lab-based oral fluid collections with the Quantisal device and how it can help you to create a drug-free workplace.

.....
drugtest.QuestDiagnostics.com/Quantisal | 1.800.877.7484
.....