

Over 150 tests and panels to screen, diagnose, and monitor autoimmune disease



From comprehensive panels to single biomarkers, our specialty autoimmune (AI) test menu, including those tests featured below, **can help you diagnose and monitor 80+ AI diseases.**

8 of the most common autoimmune conditions

- 1 Rheumatoid arthritis
- 2 Antiphospholipid syndrome
- 3 Autoimmune thyroid disease (ie, Graves' disease or Hashimoto's thyroiditis)
- 4 Systemic lupus erythematosus
- 5 Mixed connective tissue disease
- 6 Polymyositis
- 7 Sjögren's syndrome
- 8 Systemic sclerosis

Screening and diagnostic tests

No single test provides a definitive diagnosis for any 1 rheumatic disease. Quest helps cut through the complexity of overlapping and varied symptoms with comprehensive panels or single biomarker tests.

- **ANALyzeR™ panel** evaluates more than 20 analytes from a single blood sample to provide clear, positive identification of specific antibodies for the most common AI rheumatic diseases
- **Specialty panels** test for myositis, systemic sclerosis, interstitial lung disease, and more

Monitoring tests

Monitor how a patient is responding to treatments so you can adjust dosage or change therapies.

- **Testing for effective levels of adalimumab, infliximab**—and for antidrug antibodies to these TNFi therapies—may help you optimize each patient's treatment






Treatment evaluation

Know when your patient is ready to start biologic/biosimilar treatment and which treatments to avoid.





- **Pre-biologic panel** includes the tests recommended by the American College of Rheumatology and American College of Gastroenterology guidelines to evaluate your patients for biologic or biosimilar therapy
- **PrismRA®**, offered in collaboration with Scipher Medicine®, helps predict inadequate response to TNF α inhibitor (TNFi) therapies to help you find the right medication for your patients

Our innovation, expertise, and cutting-edge testing across the AI continuum can help deliver answers

Breadth and depth of innovative tests

-  150 specialty tests/panels
-  ANA screens using gold standard immunofluorescence assay (IFA) technology
-  Single-biomarker tests and multi-disease panels

Simplified experiences for you and your patients

-  2,100 Patient Service Centers
-  In-network with most major insurance providers
-  Connectivity with 850 EHRs and Quanam® software
-  Medical experts to assist with test selection and results interpretation

Learn more about our **advanced tests and services for autoimmune care** at QuestAutoimmuneTesting.com